

Kodak Alaris Australia Pty Ltd

PRIMARY INDUSTRY SECTOR Electronics	PACKAGING SUPPLY CHAIN POSITION Importer / Supplier	TURNOVER Small [up to \$100 million]	ABN 26164376881
--	--	---	--------------------

INTRODUCTION

For the 2018 APCO Annual Report, your organisation has obtained the following scores:

Core Criteria: 30%, Performance Level 2 - **Good Progress**

Recommended criteria: 40%, Performance Level 3 - **Advanced** (based on 3 of 7 recommended criteria attempted by your organisation).

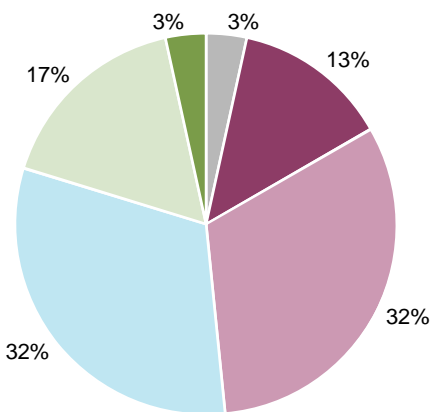
This report is generated from the results of APCO Members who submitted their 2018 APCO Annual Report by 25th June 2018. This allows you to benchmark your performance against fellow APCO Members, including by your industry sector, supply chain position and turnover bracket. For your organisation's detailed individual results, please refer to your 2018 *Performance Summary*.

OVERALL CORE AND RECOMMENDED RESULTS

The pie charts below illustrate how your organisation performed in comparison to all **Brand Owner APCO Members**. For the 2018 APCO Annual Report, the total average score for core criteria was 40%.

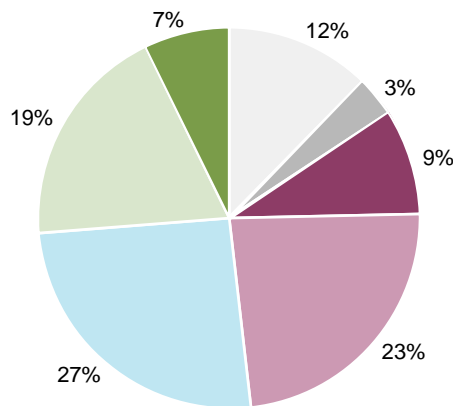
Performance Levels: Not yet started (0%), Getting started (1-19%), Good progress (20-39%), Advanced (40-59%), Leading (60-79%), Beyond best practice (80-100%).

CORE



Your Performance Level: ■

RECOMMENDED

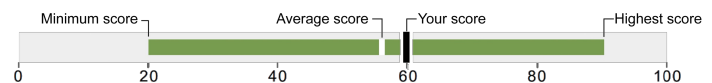


Your Performance Level: ■



RESULTS BY CRITERIA

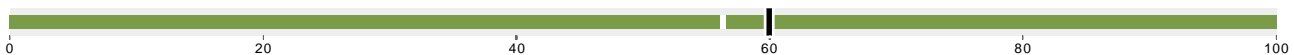
The information detailed below has been gathered from the results achieved by all **Brand Owner APCO Members**.



LEADERSHIP

1.1 Packaging Sustainability Strategy (Core)

Results for this criteria ranged from 0% to 100%, with an average of 56%. In 2018, your organisation scored 60%.



1.2 Closed Loop Collaboration (Core)

Results for this criteria ranged from 0% to 100%, with an average of 28%. In 2018, your organisation scored 0%.



Kodak Alaris Australia Pty Ltd

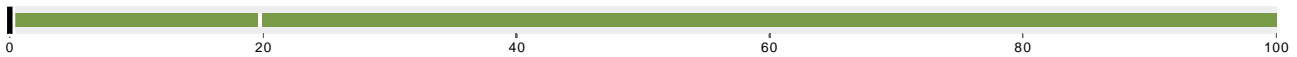
1.3 Consumer Engagement (Recommended)

Results for this criteria ranged from 0% to 100%, with an average of 22%. In 2018, your organisation scored 0%.



1.4 Industry Leadership (Recommended)

Results for this criteria ranged from 0% to 100%, with an average of 20%. In 2018, your organisation scored 0%.



OUTCOMES

2.1 Packaging Design & Procurement (Core)

Results for this criteria ranged from 0% to 100%, with an average of 41%. In 2018, your organisation scored 40%.



2.2 Packaging Materials Efficiency (Core)

Results for this criteria ranged from 0% to 100%, with an average of 42%. In 2018, your organisation scored 40%.



2.3 Recycled & Renewable Materials (Core)

Results for this criteria ranged from 0% to 100%, with an average of 52%. In 2018, your organisation scored 20%.



2.4 Post-consumer Recovery (Recommended)

Results for this criteria ranged from 0% to 100%, with an average of 37%. In 2018, your organisation scored 100%.



2.5 Consumer Labelling (Recommended)

Results for this criteria ranged from 0% to 100%, with an average of 36%. In 2018, your organisation scored 0%.



2.6 Product-packaging Innovation (Recommended)

Results for this criteria ranged from 0% to 100%, with an average of 12%. In 2018, your organisation scored 20%.




Kodak Alaris Australia Pty Ltd

OPERATIONS


3.1 Business-to-Business Packaging (Core)

Results for this criteria ranged from 0% to 100%, with an average of 19%. In 2018, your organisation scored 20%.




3.2 On-site Waste Diversion (Recommended)

Results for this criteria ranged from 0% to 100%, with an average of 33%. In 2018, your organisation scored 0%.



3.3 Supply Chain Influence (Recommended)

Results for this criteria ranged from 0% to 100%, with an average of 29%. In 2018, your organisation scored 0%.



RESULTS BY SECTOR

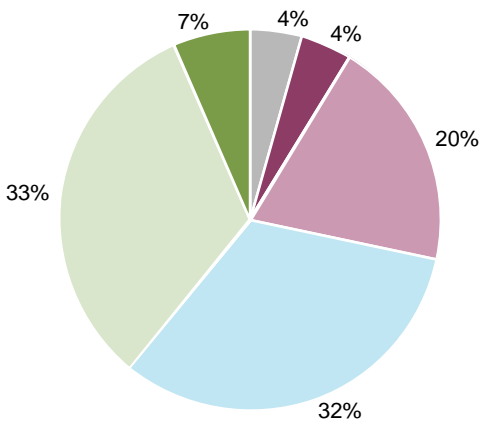
The pie charts below illustrate how your organisation performed in comparison to fellow APCO Members in your recorded industry sector, supply chain position and turnover bracket.

INDUSTRY

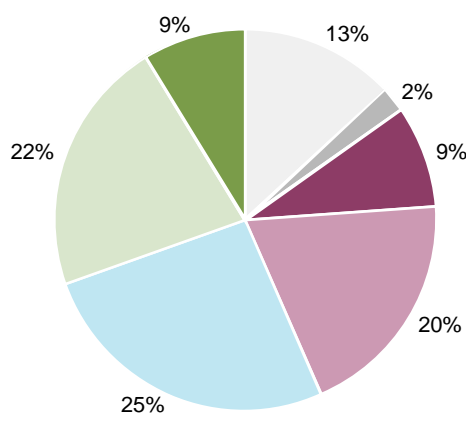
The pie charts below illustrate how your organisation performed in comparison to fellow APCO Members in the **Electronics** sector.

CORE

RECOMMENDED



Your Performance Level: ■



Your Performance Level: ■



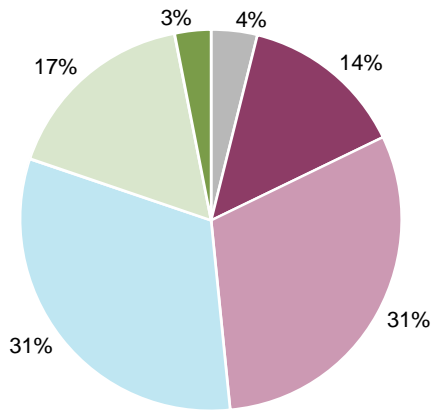
Kodak Alaris Australia Pty Ltd

SUPPLY CHAIN

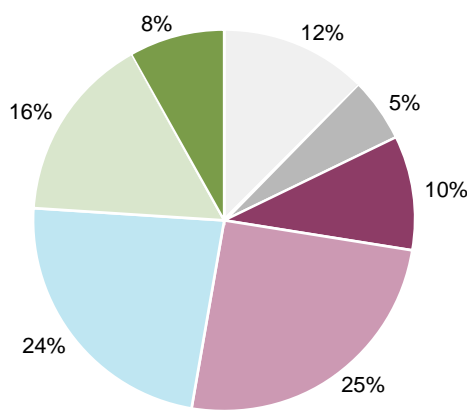
The pie charts below illustrate how your organisation performed in comparison to fellow APCO Members in the **Importer / Supplier** supply chain position.

CORE

RECOMMENDED



Your Performance Level: ■



Your Performance Level: ■

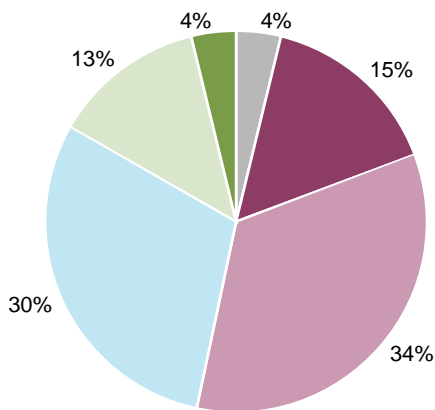


TURNOVER

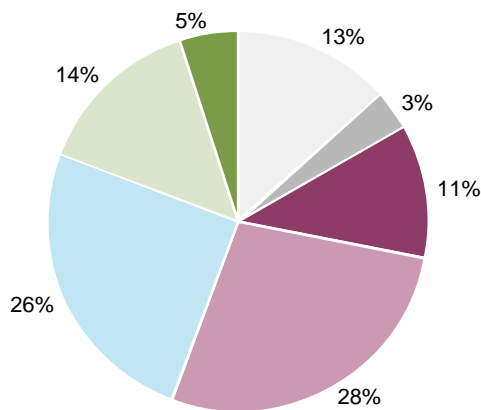
The pie charts below illustrate how your organisation performed in comparison to fellow APCO Members in the **Small [up to \$100 million]** turnover bracket.

CORE

RECOMMENDED



Your Performance Level: ■



Your Performance Level: ■



DISCLAIMER

The copyright owners of this report are The Australian Packaging Covenant Organisation (APCO) and the University of Technology Sydney (UTS). The data contained within this report is owned exclusively by APCO. This report (including all text, images and attachments) has been prepared for the exclusive use and benefit of the copyright holders and each addressee(s) only. The copyright owners give their consent and grant a limited licence to each addressee(s) for the use of this report, in its entirety, to be reproduced, distributed and communicated to third parties or made public at the discretion of the addressee(s). All other rights are strictly reserved. The addressee(s) is not permitted to reproduce, distribute or communicate separate subsections, images or individual pages of this report. The report can only be reproduced, distributed or communicated in full. The information contained in this report does not constitute investment or business advice and addressee(s) should not rely on the information for such purposes. All addressee(s) should obtain their own independent advice before making any financial decisions based on the information included in this report. 2017 -2018 ©.

Level 4, 332 Kent St, Sydney NSW 2000 ☎ (02) 8381 3700 ✉ apco@packagingcovenant.org.au